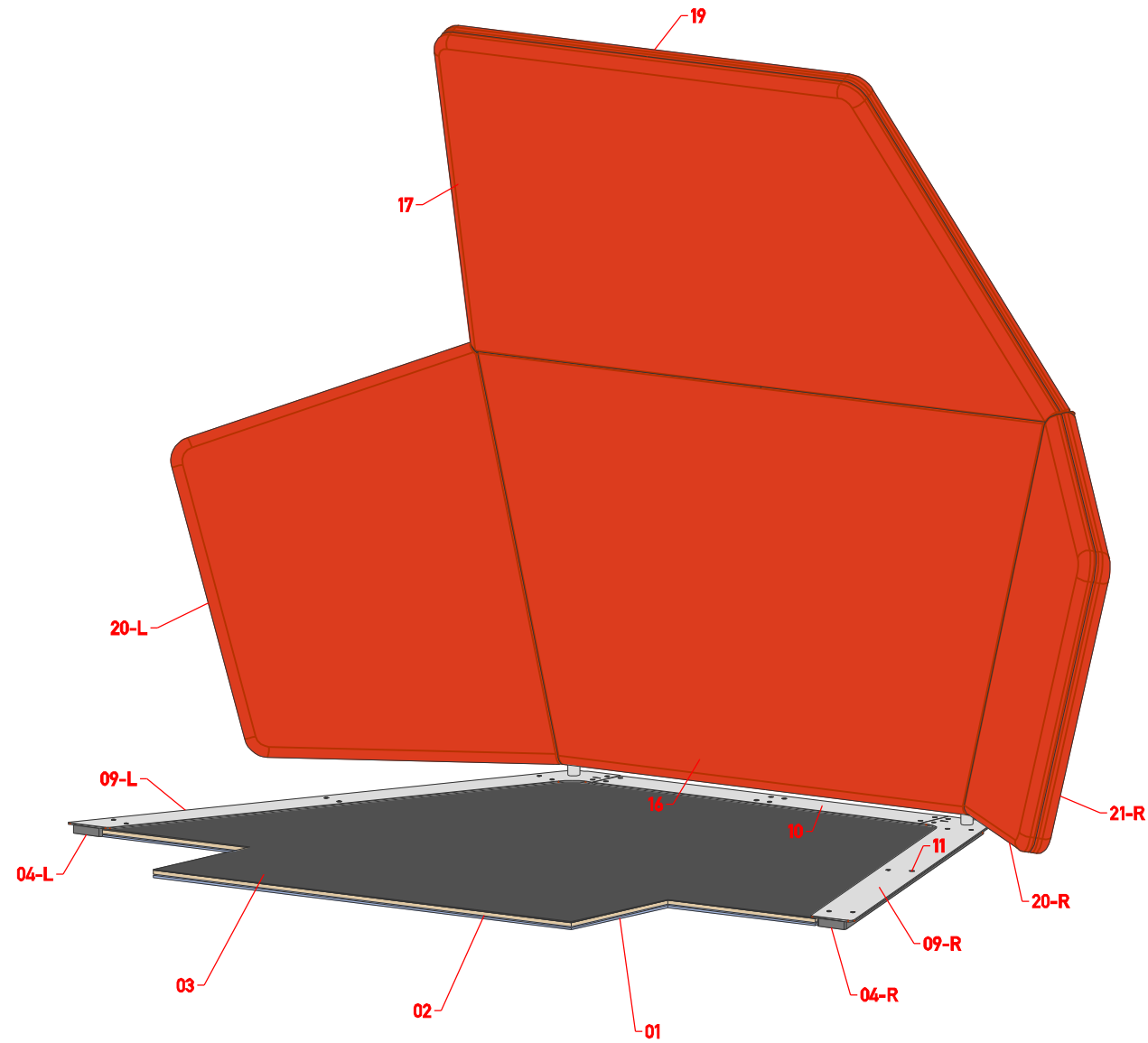


# V5-plan

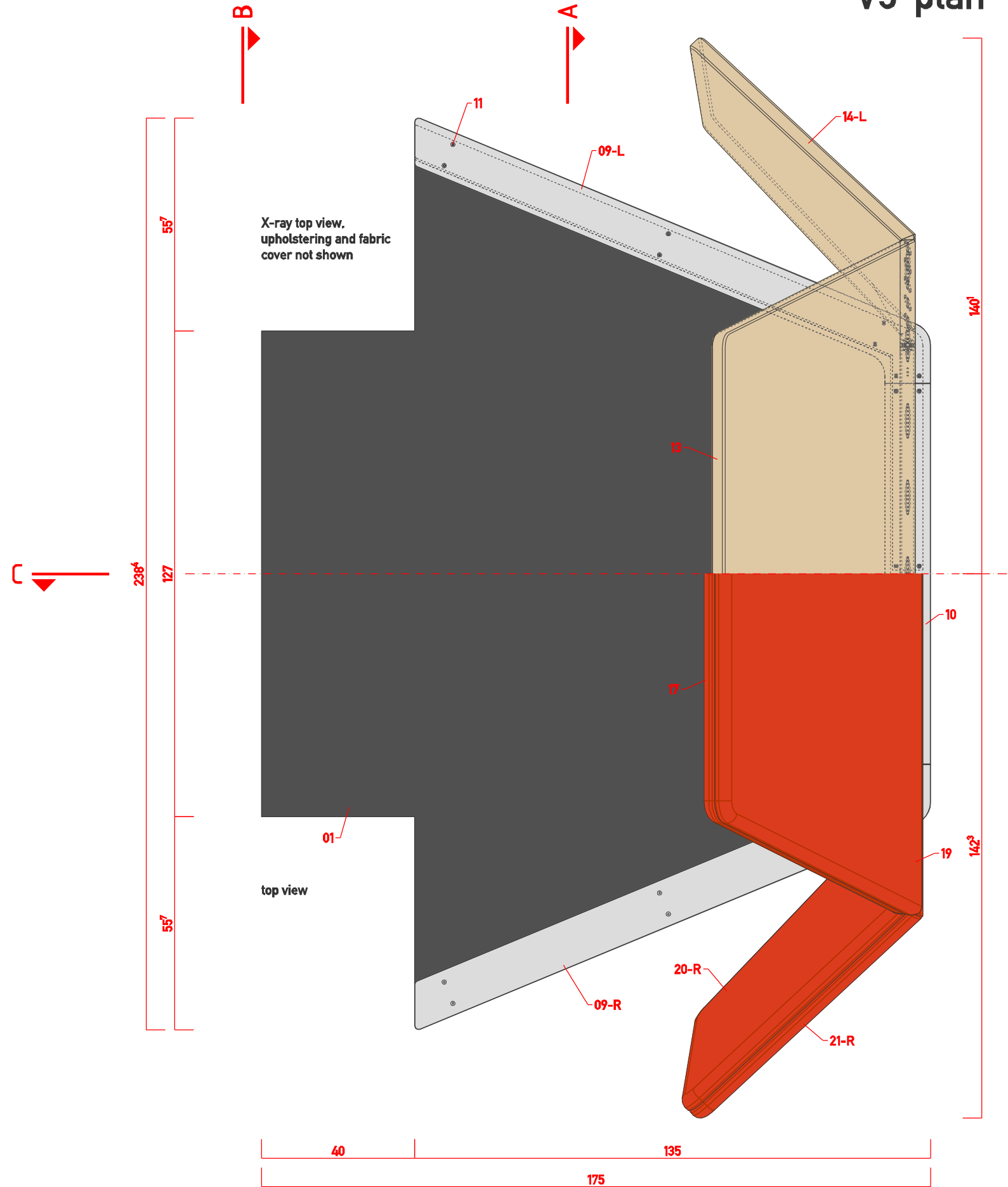


front view, perspective (without scale)

see detail sheets for dimensions of individual parts (for part list see drawing V5-iso)

- color code
- plastic foam
  - plywood
  - textile fabric
  - structural steel
  - exposed steel or aluminium
  - rubber
- (color coding unrelated to real material colors)

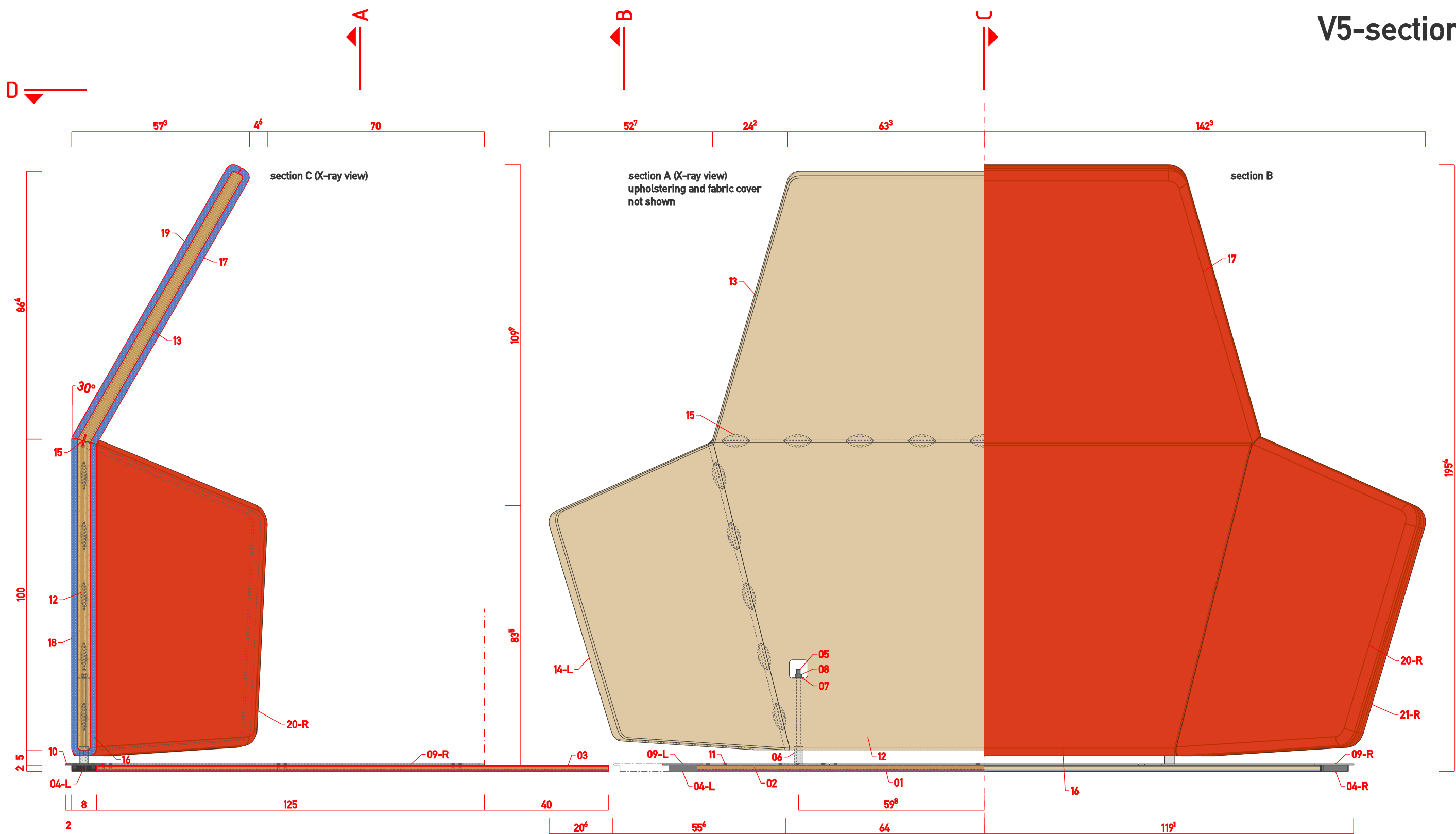
**Note:**  
 - the upholstery made from acoustic foam and fabric is shown here as 8 separate parts (16 - 21-R), which may be combined into fewer larger ones  
 - the subconstruction is meant as exemplaric, and may be freely chosen by the contractor  
 - dimensions are approximate



X-ray top view.  
upholstering and fabric cover not shown

top view

# V5-section

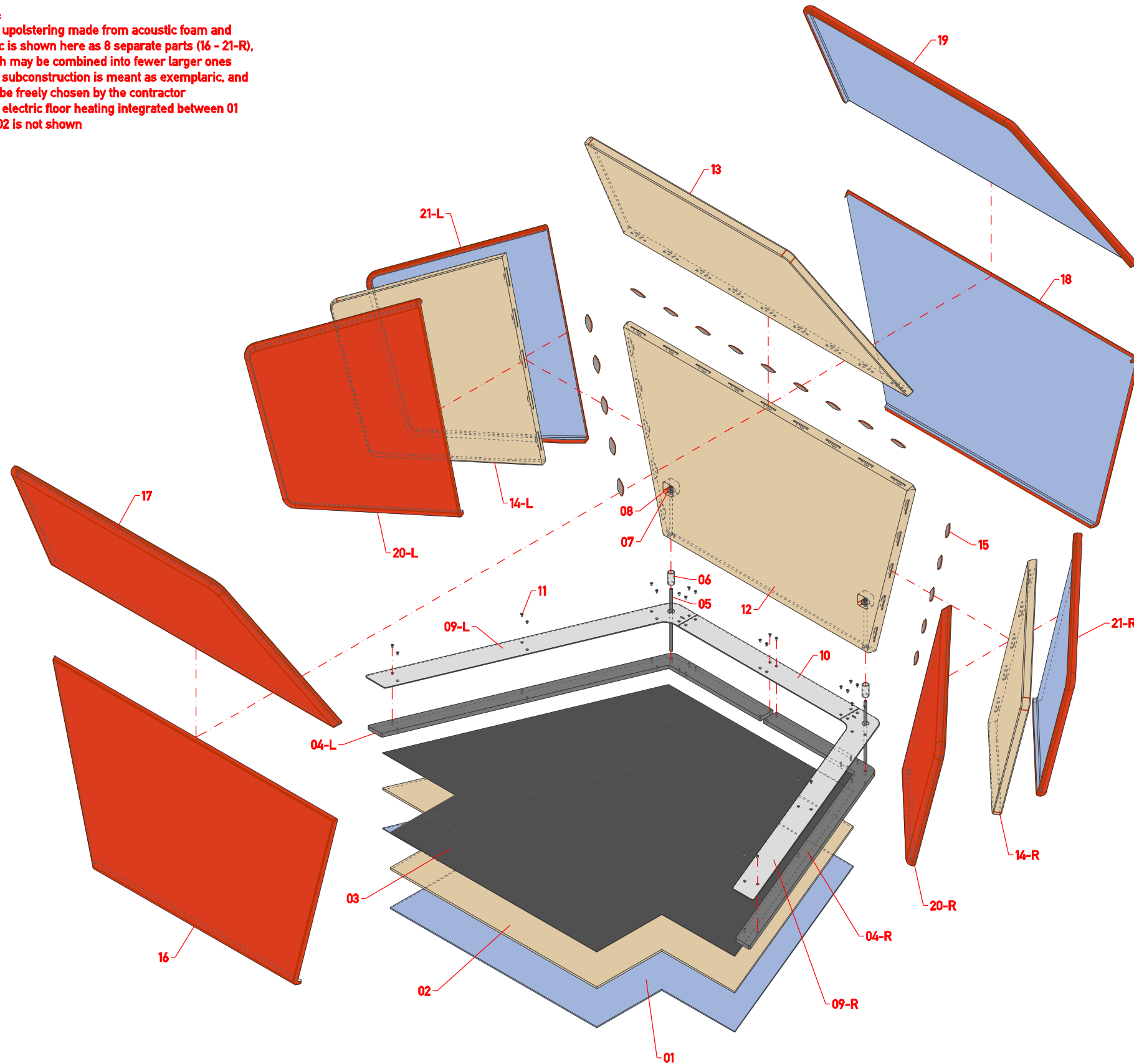


- color code
- plastic foam
  - plywood
  - textile fabric
  - structural steel
  - exposed steel or aluminium
  - rubber
- (color coding unrelated to real material colors)

see detail sheets for dimensions of individual parts (for part list see drawing V5-iso)

**Note:**  
 - the upholstery made from acoustic foam and fabric is shown here as 8 separate parts (16 - 21-R), which may be combined into fewer larger ones  
 - the subconstruction is meant as exemplaric, and may be freely chosen by the contractor  
 - dimensions are approximate

**Note:**  
 - the upholstery made from acoustic foam and fabric is shown here as 8 separate parts (16 - 21-R), which may be combined into fewer larger ones  
 - the subconstruction is meant as exemplaric, and may be freely chosen by the contractor  
 - the electric floor heating integrated between 01 and 02 is not shown



## BOM

ID	Part description	Qty
01	electric floor heating system, e.g. AEG TBA TC 50 200W	1
02	base plate, plywood app. 10mm thick	1
03	floor cover, e.g. noraplan uni (rubber flooring)	1
04-L	base frame, flat steel 80x20mm, left part	1
04-R	base frame, flat steel 80x20mm, right part	1
05	thread rod M12, l=330mm, screwed or welded to base frame	2
06	spacer sleeve, steel or aluminium tube d=30mm, l=60mm	2
07	washer A13, DIN9021 or similar	2
08	hex nut M12, ISO4032 or similar	2
09-L	base frame cover, steel or aluminium plate 120x4mm, left part	1
09-R	base frame cover, steel or aluminium plate 120x4mm, right part	1
10	base frame cover, steel or aluminium plate 120x4mm, center part	1
11	countersunk hex socket screw M6x12, DIN7991 or similar	24
12	screen panel, plywood t=40mm or similar, lower center part	1
13	screen panel, plywood t=40mm or similar, upper center part	1
14-L	screen panel, plywood t=40mm or similar, left part	1
14-R	screen panel, plywood t=40mm or similar, right part	1
15	biscuit joint, lamello 56 or similar	19
16	acoustic panel with fabric cover, t=20mm, lower front center part	1
17	acoustic panel with fabric cover, t=20mm, upper front center part	1
18	acoustic panel with fabric cover, t=20mm, lower rear center part	1
19	acoustic panel with fabric cover, t=20mm, upper rear center part	1
20-L	acoustic panel with fabric cover, t=20mm, front left part	1
20-R	acoustic panel with fabric cover, t=20mm, front right part	1
21-L	acoustic panel with fabric cover, t=20mm, rear left part	1
21-R	acoustic panel with fabric cover, t=20mm, rear right part	1

### color code

- plastic foam
- plywood
- textile fabric
- structural steel
- exposed steel or aluminium
- rubber

(color coding unrelated to real material colors)

see detail sheets for dimensions of individual parts